

DR. AMBEDKAR INSTITUTE OF TECHNOLOGY

(An Autonomous Institute, Affiliated to Visvesvaraya Technological University, Belagavi, Accredited by NAAC, with 'A' Grade)

Near JnanaBharathi Campus, Bengaluru – 560056



DEPARTMENT OF COMPUTER SCIENCE AND ENGINEERING

Online Student Feedback System

INTRODUCTION

- Online student feedback system is one of the internal projects developed by the faculty of Department of Computer Science & Engineering, Dr. Ambedkar Institute of Technology, Bangalore, according to the requirements specified by NBA & NAAC.
- Online student feedback system is a web based feedback collecting system from the students and provides the automatic generation of feedback which is given by students.
- The student feedback system has been developed to provide feedback in a quick and easy manner to the individual departments.
- So we can call it as Student-Staff Feedback System which delivers via the student-staff interface as online system which is acting as a Service Provider.

FEATURES:

- The Online student feedback system has four kinds of users namely Super user, HOD, Staff & Students.
- The feedback report gives the information depicted in different forms like tables & graphs for
 - Consolidated Feedback report
 - Detailed Feedback report
 - Individual Faculty feedback report

LOGIN TYPES:

1. SUPER USER:- Head of the Department (Secured with user name & password)

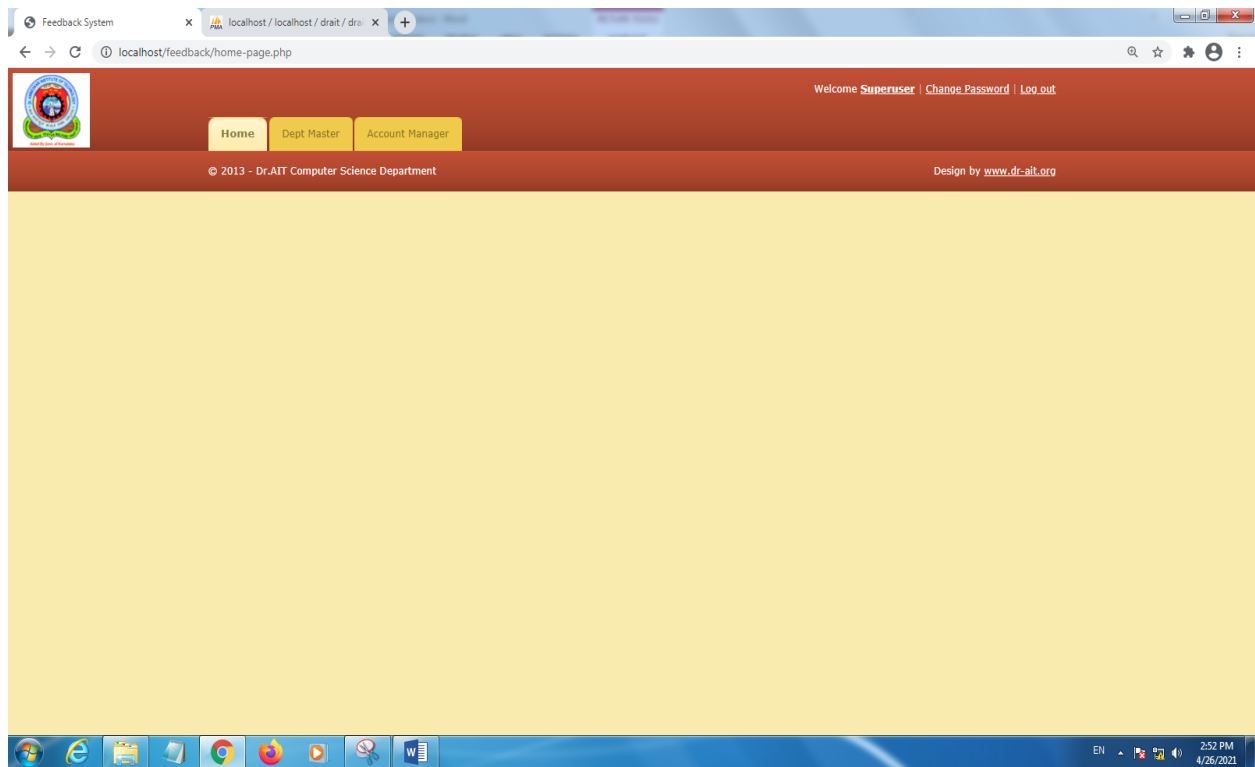
Menus:

- a. Home
- b. Menu Master – used to create/add new menu for particular user.
- c. Dept Master - used to create/add Department for particular HOD (HODs from HOD master).
- d. HOD Master – used to create/add HODs

The Super user is usually the Head of the Department who has the full control of the software where Super user can add the Admin ID of the faculty who is the feedback coordinator to take the student feedback.

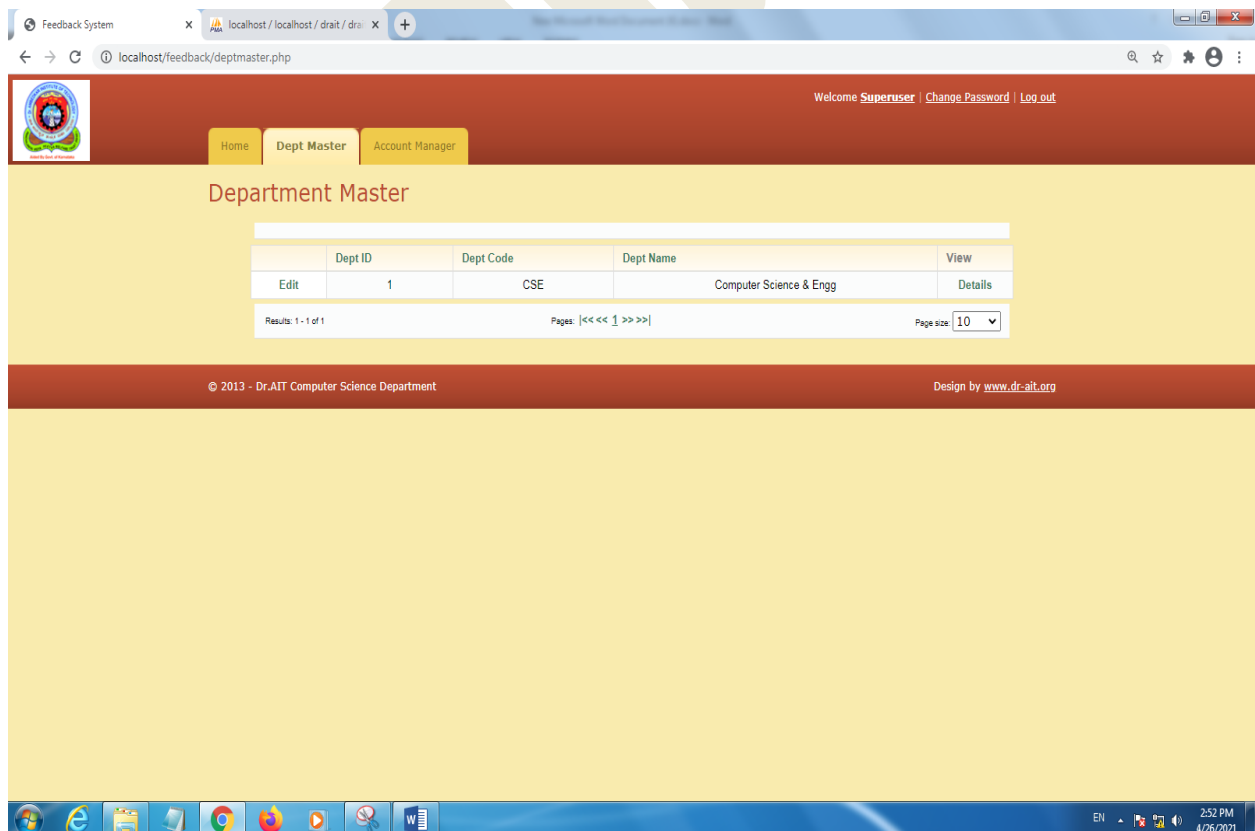
a. Home – It gives information regarding login

The information about the login, change password & logout is present.



b. Dept Master - used to create/add Department for particular HOD (HODs from HOD master).

It allows the super user to add a new department to the feedback system where it accepts details like department ID, department code & department name.



Feedback System


localhost / localhost / drait / dr: X

localhost/feedback/deptmaster.php?f_mode=edit&f_rid=1&f_sort_field=1&f_sort_type=ASC&f_page_size=10&f_p=1

Welcome **Superuser** | [Change Password](#) | [Log out](#)

Home | **Dept Master** | Account Manager

Department Master

Field	Field Value
Dept Code *	CSE
Dept Name	Computer Science & Engg
Address 1	(An Autonomous Institution, Aitd
Address 2	Inanabharathi campus, Mallatha
City	Bangalore
PIN	560 056
Logo	 [Remove]
Status	Active

Cancel Update

© 2013 - Dr.AIT Computer Science Department Design by www.dr-ait.org

c. Account manager – used to create/add Admins

This tab allows the Super user / HOD to add the feedback coordinators or Admins who are in-charge of taking the feedback.

Feedback System

localhost / localhost / drait / dr: X

localhost/feedback/usermaster.php?f_mode=add&f_rid=-1&f_sort_field=1&f_sort_type=ASC&f_page_size=10&f_p=1

Welcome **Superuser** | [Change Password](#) | [Log out](#)

Home | Dept Master | **Account Manager**

HOD Master

Field	Field Value
Staff Code/Username *	
Staff Password *	
Staff Name *	
Staff Designation	
Staff Qualification	
Staff Exp	
Staff Contact No	
Usertype	Account Manager
Department	Computer Science & Engg
Status	Active

Cancel Create

© 2013 - Dr.AIT Computer Science Department Design by www.dr-ait.org

Feedback System

localhost/localhost/drait/drait/ x

localhost/feedback/usermaster.php

Welcome Superuser | [Change Password](#) | [Log out](#)

Home Dept Master Account Manager

HOD Master

+ Add New	Sl No	User ID	User name	Staff Name	Designation	Contact No	View
Edit	1	1001	AKN	Asha Admin	Assistant. Professor	9880646148	Details
Edit	2	1067	VP	Veena Admin	Assistant. Professor	9880185351	Details
Edit	3	1068	MB	Madhu B	Assistant. Professor	9945187060	Details

Results: 1 - 3 of 3

Pages: | << < 1 > >> |


Page size: 10

© 2013 - Dr.AIT Computer Science Department

Design by www.dr-ait.org

2. ADMIN:- Feed Back coordinators (Secured with user name & password)

localhost/feedback/admin.php

 **DR. AMBEDKAR INSTITUTE OF TECHNOLOGY, BANGALORE**
(An Autonomous Institution, Aided by Government of Karnataka)

FEEDBACK ADMIN LOGIN

USERNAME

PASSWORD

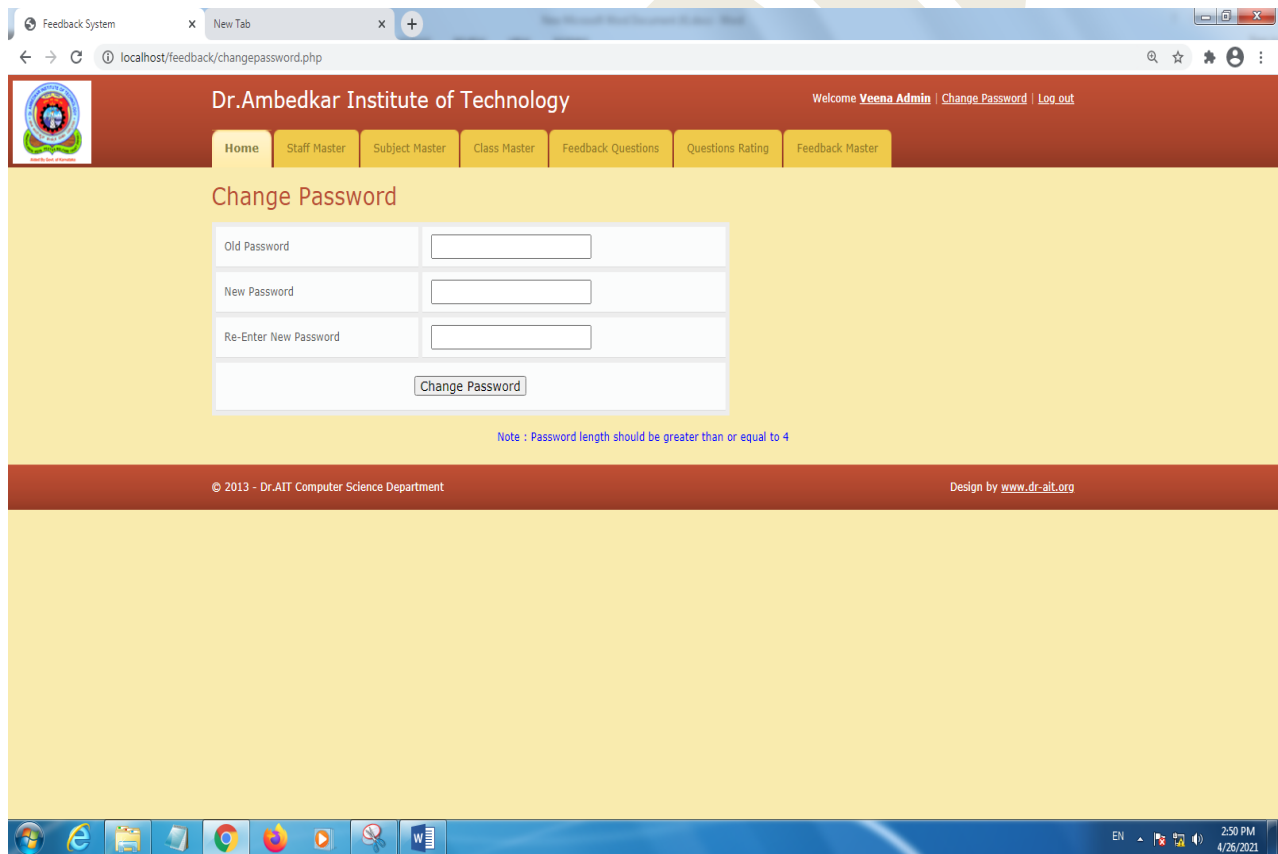
Menus:

1. Home – HODs can view the updates of feedback and also reports
2. Staff Master - used to create/add Staff details
3. Subject Master - used to create/add subject details
4. Class Master - used to create/add Class details with subject assignment
5. Feedback Questions - used to configure feedback questions
6. Questions Rating –feedback rating setup
7. Feedback Master - used to create/add feedback details term wise/year wise

The Admin is the user who actually coordinates all the work related to taking the feedback. Admin actually adds all the faculty, classes, students & subjects of the department.

a. Home – Admin can view the updates of feedback and also reports

The system begins with the home page where the admin can change his password by giving the old password & also specifying the new password. The page also displays the current status of the feedback given by different classes enrolled for the feedback. The admin can also view the updates of feedback and also reports.



The screenshot shows a web browser window displaying the 'Feedback System' interface. The browser's address bar shows 'localhost/feedback/changepassword.php'. The page has a red header with the institute's logo on the left and the text 'Dr. Ambedkar Institute of Technology' in the center. To the right of the header, it says 'Welcome Veena Admin' with links for 'Change Password' and 'Log out'. Below the header is a navigation menu with buttons for 'Home', 'Staff Master', 'Subject Master', 'Class Master', 'Feedback Questions', 'Questions Rating', and 'Feedback Master'. The main content area is yellow and titled 'Change Password'. It contains a form with three input fields: 'Old Password', 'New Password', and 'Re-Enter New Password'. Below these fields is a 'Change Password' button. A note below the form states: 'Note : Password length should be greater than or equal to 4'. The footer of the page is red and contains the copyright notice '© 2013 - Dr.AIT Computer Science Department' on the left and 'Design by www.dr-ait.org' on the right. The Windows taskbar is visible at the bottom of the screen.

Dr. Ambedkar Institute of Technology

Welcome **Arun Kumar** | [Change Password](#) | [Log out](#)

Home | Staff Master | Subject Master | Class Master | Feedback Questions | Questions Rating | Feedback Master

Institute Overview

Feedback Master	Class Master	Report Master												
First Term Feedback	<table border="1"> <thead> <tr> <th>Class</th> <th>Total</th> <th>Completed</th> </tr> </thead> <tbody> <tr> <td>2011-I Sem -A</td> <td>20</td> <td></td> </tr> <tr> <td>2011-II Sem -A</td> <td>8</td> <td></td> </tr> <tr> <td>2011-III Sem -A</td> <td>0</td> <td></td> </tr> </tbody> </table>	Class	Total	Completed	2011-I Sem -A	20		2011-II Sem -A	8		2011-III Sem -A	0		Staff Consolidated Report Class Reports
Class	Total	Completed												
2011-I Sem -A	20													
2011-II Sem -A	8													
2011-III Sem -A	0													

© 2013 - Dr.AIT Computer Science Department

Design by www.dr-ait.org

b. Staff Master - used to create/add Staff details

The staff master tab is where we add all the faculty details like Staff user name, password, staff full name, designation, qualification, experience, contact number, department to which he/she belongs to & also the data whether the said staff member is currently active (needed where some faculty might be on long leave or on ML). All these details are added in the Staff Master tab.

Dr. Ambedkar Institute of Technology

Welcome **Veena Admin** | [Change Password](#) | [Log out](#)

Home | Staff Master | Subject Master | Class Master | Feedback Questions | Questions Rating | Feedback Master

Staff Master

Field	Field Value
Staff Code/Username *	<input type="text"/>
Staff Password *	<input type="password"/>
Staff Name *	<input type="text"/>
Staff Designation	<input type="text"/>
Staff Qualification	<input type="text"/>
Staff Exp	<input type="text"/>
Staff Contact No	<input type="text"/>
User type	Staff/Lecturer ▼
Department	Computer Science & Engg ▼
Status	Active ▼

[Cancel](#) [Create](#)

© 2013 - Dr.AIT Computer Science Department

Design by www.dr-ait.org

Dr. Ambedkar Institute of Technology

Welcome **Arun Kumar** | [Change Password](#) | [Log out](#)

Home | **Staff Master** | Subject Master | Class Master | Feedback Questions | Questions Rating | Feedback Master

Staff Master

+ Add New	User ID	User name	Staff Name	Designation	Contact No	View
Edit	1002	csestaff1	Akash	Jr.Lecturer	9900990099	Details
Edit	1003	csestaff2	Bhuvan	Lecturer	9090909090	Details
Edit	1004	csestaff3	Chetan			Details
Edit	1005	csestaff4	Danush			Details
Edit	1006	csestaff5	Sagar			Details
Edit	1007	csestaff6	Sunil			Details
Edit	1010	csestaff7	Ramesh			Details
Edit	1011	csestaff8	Suresh			Details

Results: 1 - 8 of 8 Pages: | << < 1 > >> | Page size: 10

© 2013 - Dr.AIT Computer Science Department Design by www.dr-ait.org

c. Subject Master - used to create/add subject details

The next tab is the Subject Master tab which comprises of a window which lets us to add the various subjects handled in the particular department. We need to add subject code, subject name & status – active / inactive for each of the subjects.

Dr. Ambedkar Institute of Technology

Welcome **Veena Admin** | [Change Password](#) | [Log out](#)

Home | Staff Master | **Subject Master** | Class Master | Feedback Questions | Questions Rating | Feedback Master

Subject Master

Field	Field Value
Subject Code *	<input type="text"/>
Subject Name	<input type="text"/>
Status	Active

[Cancel](#) [Create](#)

© 2013 - Dr.AIT Computer Science Department Design by www.dr-ait.org

localhost/feedback/subjectmaster.php

Dr.Ambedkar Institute of Technology

Welcome **Arun Kumar** | [Change Password](#) | [Log out](#)

Home Staff Master **Subject Master** Class Master Feedback Questions Questions Rating Feedback Master

Subject Master

+ Add New	Subject ID	Subject Code	Subject Name	View
Edit	1	CP	C Programming	Details
Edit	2	CG	Computer Graphics	Details
Edit	3	DS	Data Structure	Details
Edit	4	GT	Graph Theory	Details
Edit	5	SS	Software System	Details
Edit	6	JA	Java	Details

Results: 1 - 6 of 6

Pages: |<< 1 >>|

Page size: 10

© 2013 - Dr.AIT Computer Science Department

Design by www.dr-ait.org

d. Class Master - used to create/add Class details with subject assignment

The class master tab lets us to add details for the classes for the current semester either odd semester or even semester. This tab accepts the details like batch, semester, section, class teacher, current year & status – active / inactive for each of the classes.

Feedback System x New Tab x

localhost/feedback/classmaster.php?academic_year=&f_mode=add&f_id=-1&f_sort_field=3&f_sort_type=ASC&f_page_size=25&f_p=1

Dr.Ambedkar Institute of Technology

Welcome **Veena Admin** | [Change Password](#) | [Log out](#)

Home Staff Master Subject Master **Class Master** Feedback Questions Questions Rating Feedback Master

Class Master

Academic Year : 2019-2020

Field	Field Value
Batch *	2014
Semester	I Sem
Section	A Section
Class Teacher *	Dr. Siddaraju
Current Year *	2019-2020
Status	Active

Cancel Create

© 2013 - Dr.AIT Computer Science Department

Design by www.dr-ait.org

2:48 PM 4/26/2021

Dr.Ambedkar Institute of Technology

Welcome **Arun Kumar** | [Change Password](#) | [Log out](#)

Home Staff Master Subject Master **Class Master** Feedback Questions Questions Rating Feedback Master

Class Master

+ Add New	Class ID	Semester	Section	Class Teacher	Class Teacher	View
Edit	1	I Sem	A Section	Akash	Subjects	Details
Edit	2	II Sem	A Section	Akash	Subjects	Details
Edit	3	III Sem	A Section	Bhuvan	Subjects	Details

Results: 1 - 3 of 3

Pages: <<< 1 >>>

Page size: 10

© 2013 - Dr.AIT Computer Science Department

Design by [www.dr-ait.org](#)

e. Feedback Questions - used to configure feedback questions

The feedback questions tab involves adding of the feedback questions. The details like question ID, question description, question order & status – active / inactive for each of the questions added.

Feedback System

Dr.Ambedkar Institute of Technology

Welcome **Veena Admin** | [Change Password](#) | [Log out](#)

Home Staff Master Subject Master Class Master **Feedback Questions** Questions Rating Feedback Master

Feedback Questions

Field	Field Value
Question ID	<input type="text" value="Q1"/>
Question Desc	<input type="text"/>
Question Order	<input type="text"/>
Status	<input type="text" value="Active"/>

[Cancel](#) [Create](#)

© 2013 - Dr.AIT Computer Science Department

Design by [www.dr-ait.org](#)

localhost/feedback/feedbackquestions.php

Dr.Ambedkar Institute of Technology

Welcome **Arun Kumar** | [Change Password](#) | [Log out](#)

Home | Staff Master | Subject Master | Class Master | **Feedback Questions** | Questions Rating | Feedback Master

Feedback Questions

+ Add New	Question ID	Question Desc	Question Order	View
Edit	Q1	Punctuality in Engaging the classes	1	Details
Edit	Q2	Planning and presentation of the lesson	2	Details
Edit	Q3	Ability in Explanation of the subject	3	Details
Edit	Q4	Writing on Board –Legible and Systematic	4	Details
Edit	Q5	Illustration of concepts with examples	5	Details
Edit	Q6	Working of Sufficient no of problems	6	Details
Edit	Q7	Communication Skill of the teacher	7	Details
Edit	Q8	Enthusiasm of the teacher in teaching	8	Details
Edit	Q9	Efforts in making the class more interactive and interesting	9	Details
Edit	Q10	Opportunity Given to ask Questions and encourage discussions	10	Details

Results: 1 - 10 of 20 Pages: << << 1, 2 >> >> Page size: 10

© 2013 - Dr.AIT Computer Science Department Design by www.dr-ait.org

f. Questions Rating –feedback rating setup

The questions rating tab helps us to add the rating for each of the questions added in the previous tab and it accepts details like rate, rate description & status – active / inactive for each of the questions.

Feedback System x New Tab x

localhost/feedback/questionsrating.php?f_mode=add&f_id=-1&f_sort_field=1&f_sort_type=ASC&f_page_size=10&f_p=1

Dr.Ambedkar Institute of Technology

Welcome **Veena Admin** | [Change Password](#) | [Log out](#)

Home | Staff Master | Subject Master | Class Master | **Feedback Questions** | **Questions Rating** | Feedback Master

Questions Rating

Field	Field Value
Rate	1
Rate Desc	
Status	Active

[Cancel](#) [Create](#)

© 2013 - Dr.AIT Computer Science Department Design by www.dr-ait.org

EN 2:49 PM 4/26/2021

localhost/feedback/questionsrating.php

Dr.Ambedkar Institute of Technology

Welcome Arun Kumar | [Change Password](#) | [Log out](#)

Home | Staff Master | Subject Master | Class Master | Feedback Questions | **Questions Rating** | Feedback Master

Questions Rating

+ Add New	Rate	Rate Desc	View
Edit	1	Not Satisfactory	Details
Edit	2	Satisfactory	Details
Edit	3	Good	Details
Edit	4	Very Good	Details
Edit	5	Excellent	Details

Results: 1 - 5 of 5

Pages: << < 1 > >>

Page size: 10

© 2013 - Dr.AIT Computer Science Department

Design by [www.dr-ait.org](#)

g. Feedback Master - used to create/add feedback details term wise/year wise

The feedback master tab is the place where we first add the details about the current year, feedback name, class list, the start date and the end date for taking feedback & also status – active / inactive for the feedback.

Feedback System

New Tab

localhost/feedback/feedbackmaster.php?academic_year=&f_mode=add&f_rid=-1&f_sort_field=1&f_sort_type=ASC&f_page_size=10&f_p=1

Dr.Ambedkar Institute of Technology

Welcome Veena Admin | [Change Password](#) | [Log out](#)

Home | Staff Master | Subject Master | Class Master | Feedback Questions | Questions Rating | **Feedback Master**

Feedback Master

Academic Year : 2019-2020

Field	Field Value
Current Year	2019-2020
Feedback Name *	
Class List	-- select --
Start Date *	[2021-04-26]
End Date *	[2021-04-26]
Status	Active

Cancel Create

© 2013 - Dr.AIT Computer Science Department

Design by [www.dr-ait.org](#)

2:49 PM 4/26/2021

localhost/feedback/feedbackmaster.php

Dr.Ambedkar Institute of Technology

Welcome **Arun Kumar** | [Change Password](#) | [Log out](#)

Home Staff Master Subject Master Class Master Feedback Questions Questions Rating **Feedback Master**

Feedback Master

+ Add New	Feedback ID	Feedback Name	Start Date	End Date	Status	View
Edit	1	First Term Feedback	2013-02-01	2013-03-30	1	Details
Edit	2	Second Term Feedback	2013-02-01	2013-03-30	0	Details

Results: 1 - 2 of 2

Pages: | << < 1 > >> |

Page size: 10


© 2013 - Dr.AIT Computer Science Department

Design by www.dr-ait.org

3. STUDENT:- The students who give feedback (Secured with user name & password)

Online Feedback System x New Tab x

localhost/feedback/index.php

 **DR. AMBEDKAR INSTITUTE OF TECHNOLOGY, BANGALORE**
(An Autonomous Institution, Aided by Government of Karnataka)

Access Denied.

Feedback System

Department
--Select--

Semester/Section
--Select--

Student
--Select--

Password

submit

EN 2:46 PM 4/26/2021

Menus:

1. Home screen with user name & password
2. Feedback screen
3. Student can give feedback only once

a. Student home page – Student can view his details

The home page contains information about the student like name, USN, department and class.

The screenshot displays a web browser window with the address bar showing 'localhost/feedback/home-page.php'. The page features a red header with the text 'Dr.Ambedkar Institute of Technology' and navigation links: 'Home', 'Feedback', 'Welcome Anudeep', 'Change Password', and 'Log out'. Below the header is a yellow section titled 'Student Details' which contains a form with the following data:

Name	Anudeep
USN	1DA10CS001
Department	Computer Science & Engg
Class	I Sem - A

The footer of the page is red and contains the copyright notice '© 2013 - Dr.AIT Computer Science Department' and the design credit 'Design by www.dr-ait.org'.

b. Feedback tab – Students actual feedback page

In this page the student can see of subjects & the corresponding feedback question for which the student can click the radio button for the rating. The student can scroll down for answering all questions and after marking all questions, can click the submit button.

Dr.Ambedkar Institute of Technology

Welcome **Anudeep** | [Change Password](#) | [Log out](#)

[Home](#) [Feedback](#)

| First Term Feedback |

First Term Feedback

Qn No	Question	C Programming (csestaff1)	Computer Graphics (csestaff2)	Data Structure (csestaff3)	Graph Theory (csestaff4)	Software System (csestaff5)	Java (csestaff6)
Q1	Punctuality in Engaging the classes	<input checked="" type="radio"/> Excellent	<input checked="" type="radio"/> Excellent	<input checked="" type="radio"/> Excellent	<input checked="" type="radio"/> Excellent	<input checked="" type="radio"/> Excellent	<input checked="" type="radio"/> Excellent
		<input type="radio"/> Very Good	<input type="radio"/> Very Good	<input type="radio"/> Very Good	<input type="radio"/> Very Good	<input type="radio"/> Very Good	<input type="radio"/> Very Good
		<input type="radio"/> Good	<input type="radio"/> Good	<input type="radio"/> Good	<input type="radio"/> Good	<input type="radio"/> Good	<input type="radio"/> Good
		<input type="radio"/> Satisfactory	<input type="radio"/> Satisfactory	<input type="radio"/> Satisfactory	<input checked="" type="radio"/> Satisfactory	<input type="radio"/> Satisfactory	<input type="radio"/> Satisfactory
		<input type="radio"/> Not Satisfactory	<input type="radio"/> Not Satisfactory	<input type="radio"/> Not Satisfactory	<input type="radio"/> Not Satisfactory	<input checked="" type="radio"/> Not Satisfactory	<input type="radio"/> Not Satisfactory
Q2	Planning and presentation of the lesson	<input checked="" type="radio"/> Excellent	<input checked="" type="radio"/> Excellent	<input checked="" type="radio"/> Excellent	<input checked="" type="radio"/> Excellent	<input checked="" type="radio"/> Excellent	<input checked="" type="radio"/> Excellent
		<input type="radio"/> Very Good	<input type="radio"/> Very Good	<input type="radio"/> Very Good	<input type="radio"/> Very Good	<input type="radio"/> Very Good	<input type="radio"/> Very Good
		<input type="radio"/> Good	<input type="radio"/> Good	<input type="radio"/> Good	<input type="radio"/> Good	<input type="radio"/> Good	<input type="radio"/> Good
		<input type="radio"/> Satisfactory	<input type="radio"/> Satisfactory	<input type="radio"/> Satisfactory	<input checked="" type="radio"/> Satisfactory	<input type="radio"/> Satisfactory	<input type="radio"/> Satisfactory
		<input type="radio"/> Not Satisfactory	<input type="radio"/> Not Satisfactory	<input type="radio"/> Not Satisfactory	<input type="radio"/> Not Satisfactory	<input checked="" type="radio"/> Not Satisfactory	<input type="radio"/> Not Satisfactory
Q3	Ability in Explanation of the subject	<input checked="" type="radio"/> Excellent	<input checked="" type="radio"/> Excellent	<input checked="" type="radio"/> Excellent	<input checked="" type="radio"/> Excellent	<input checked="" type="radio"/> Excellent	<input checked="" type="radio"/> Excellent
		<input type="radio"/> Very Good	<input type="radio"/> Very Good	<input type="radio"/> Very Good	<input type="radio"/> Very Good	<input type="radio"/> Very Good	<input type="radio"/> Very Good
		<input type="radio"/> Good	<input type="radio"/> Good	<input type="radio"/> Good	<input type="radio"/> Good	<input type="radio"/> Good	<input type="radio"/> Good
		<input type="radio"/> Satisfactory	<input type="radio"/> Satisfactory	<input type="radio"/> Satisfactory	<input checked="" type="radio"/> Satisfactory	<input type="radio"/> Satisfactory	<input type="radio"/> Satisfactory
		<input type="radio"/> Not Satisfactory	<input type="radio"/> Not Satisfactory	<input type="radio"/> Not Satisfactory	<input type="radio"/> Not Satisfactory	<input checked="" type="radio"/> Not Satisfactory	<input type="radio"/> Not Satisfactory
Q4	Writing on Board ♦ Legible and Systematic	<input checked="" type="radio"/> Excellent	<input checked="" type="radio"/> Excellent	<input checked="" type="radio"/> Excellent	<input checked="" type="radio"/> Excellent	<input checked="" type="radio"/> Excellent	<input checked="" type="radio"/> Excellent
		<input type="radio"/> Very Good	<input type="radio"/> Very Good	<input type="radio"/> Very Good	<input type="radio"/> Very Good	<input type="radio"/> Very Good	<input type="radio"/> Very Good
		<input type="radio"/> Good	<input type="radio"/> Good	<input type="radio"/> Good	<input type="radio"/> Good	<input type="radio"/> Good	<input type="radio"/> Good
		<input type="radio"/> Satisfactory	<input type="radio"/> Satisfactory	<input type="radio"/> Satisfactory	<input checked="" type="radio"/> Satisfactory	<input type="radio"/> Satisfactory	<input type="radio"/> Satisfactory
		<input type="radio"/> Not Satisfactory	<input type="radio"/> Not Satisfactory	<input type="radio"/> Not Satisfactory	<input type="radio"/> Not Satisfactory	<input checked="" type="radio"/> Not Satisfactory	<input type="radio"/> Not Satisfactory

REPORT GENERATION:

The home page of the admin consists of summary information containing the different classes, the total number of students in each class & the number of students who have submitted feedback.

The report master contains the options

1. Staff consolidated report

This consists of the consolidated staff feedback report in a tabular form ready for submission.

Dr. Ambedkar Institute of Technology

(An Autonomous Institution, Aided by Government of Karnataka)

Jnanabharathi campus, Malleshwara, Bangalore-560 056

Department of Computer Science & Engineering

First Semester Section : A

Feedback 2020-21 [ODD SEM]

90% - 100%	75% - 90%	60% - 75%	50% - 60%	0% - 50%
Excellent	Very Good	Good	Satisfactory	Not Satisfactory

Sl. No.	Sub. Code	Subject Name	Name of Faculty	Students	%	Grade
1	18MA11	Calculus and Linear Algebra	Dr. R. Murali	30	88.53	Very Good
2	18PH12	Engineering Physics	Hemanth Reddy	30	85.46	Very Good
3	18EE13	Basic Electrical Engineering	Nalini S	30	73.8	Good
4	18CV14	Civil Engineering and Mechanics	Dr. Chandrashekar S	30	83.2	Very Good
5	18MEL15	Computer Aided Engineering Drawing	A S Jayaram	30	82.93	Very Good
6	18HS12	Kannada	Padma Vijay	30	90.13	Excellent
7	18HS13	Career Development Skills	TPC	30	85.2	Very Good

(Mrs. Veena Potdar Mrs. Asha K N, Mrs Madhu B)
Feedback Coordinators

Dr. Siddaraju
HOD, CSE

2. Class reports

This consists of the detailed information like the marks given by students for individual staff & for individual subject without revealing the identity of any student.



Dr. Ambedkar Institute of Technology

(An Autonomous Institution, Aided by Government of Karnataka)

Jnanabharathi campus, Mallathahalli

Bangalore-560 056

I Semester Section : C Department of Computer Science & Engineering ODD SEM 2015-16

90% - 100%	75% - 90%	60% - 75%	50% - 60%	0% - 50%
Excellent	Very Good	Good	Satisfactory	Not Satisfactory

Sl No.	Subj Code	Sub Name	Name of Faculty	Students	Total Score	Grade	%	Rating									
1	MA11	ENGG MATHS I	JL	50 / 57	4321	Very Good	86.42%	98	96	74	65	88	94	78	93	95	98
								81	89	100	81	97	72	75	100	91	91
								89	95	94	87	66	85	97	79	73	71
								79	56	61	99	80	94	100	91	100	95
								65	98	96	95	84	93	98	93	92	60
								0	0	0	0	0	0	0			
2	PH12	ENG PHYSICS	KM	50 / 57	4096	Very Good	81.92%	100	74	85	70	90	92	80	100	79	96
								67	82	65	81	81	60	70	100	99	94
								52	56	91	91	74	89	95	74	90	100
								83	56	70	100	66	90	100	89	76	80
								54	89	75	76	69	91	85	73	100	97
								0	0	0	0	0	0	0			
3	CV13	ECE	TCS	50 / 57	3724	Good	74.48%	100	69	73	55	37	94	80	70	72	91
								60	65	71	81	93	60	61	100	87	92
								75	64	88	68	52	71	91	26	62	56
								72	56	61	100	69	92	92	78	43	74
								54	92	83	96	85	93	84	77	97	62
								0	0	0	0	0	0	0			
4	MEL14	CAED	NSK	50 / 57	4074	Very Good	81.48%	70	77	93	81	62	96	93	76	77	98
								70	90	100	80	84	60	61	98	90	94
								82	81	97	95	65	84	97	61	58	67
								76	56	68	96	75	83	100	93	62	73
								43	87	90	100	100	87	99	88	100	61
								0	0	0	0	0	0	0			

One more option in the report includes the report in the form of graph showing the strengths & weakness of the staff members with respect to the questionnaire.



Dr. Ambedkar Institute of Technology

(An Autonomous Institution, Aided by Government of Karnataka)

Jnanabharathi campus, Mallathahalli

Bangalore-560 056

Department of Computer Science & Engg

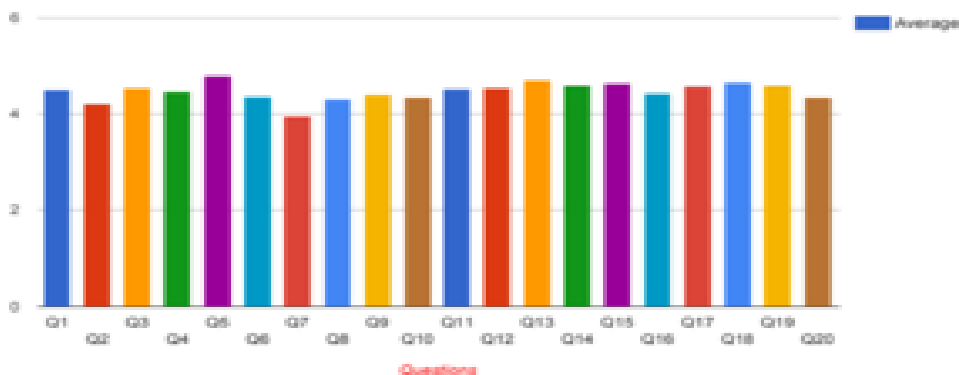
ODD SEM [2015-16]

Name of Faculty : PA
Total Participants : 68

Subject : ENGG MATHS I [MATH]
Class : I Semester II

Q.No	Parameter	Rating
Q01	Punctuality in Engaging the classes	4.48
Q02	Opportunity Given to ask Questions and encourage discussions	4.18
Q03	Ability to make subject understood by the students	4.52
Q04	Ability to clear the doubts raised by the students	4.45
Q05	Confidence Level of the teacher in the subject	4.77
Q06	Link up of previous lecture with present Lecture	4.35
Q07	Information given on recent developments	3.93
Q08	Interaction of teacher with the students	4.28
Q09	Ability to motivate Students	4.38
Q10	Coverage of Syllabus	4.33
Q11	Guidance to face Test and examination	4.50
Q12	Planning and presentation of the lesson	4.52
Q13	Maintenance of Discipline	4.68
Q14	Ability in Explanation of the subject	4.57
Q15	Writing on Board is Legible and Systematic	4.62
Q16	Illustration of concepts with examples	4.40
Q17	Working of Sufficient no of problems	4.55
Q18	Communication Skill of the teacher	4.63
Q19	Enthusiasm of the teacher in teaching	4.58
Q20	Efforts in making the class more interactive and interesting	4.33
Average		4.45

Prof.PA Performance - Graph



0-1	1-2	2-3	3-4	4-5
Not Satisfactory	Satisfactory	Good	Very Good	Excellent